

Nokia 8.3 5G Reviewers' Guide

Elevate your creativity with a truly global 5G smartphone¹

The first Nokia smartphone to premiere ZEISS Cinema capture and editor app and the first to implement the Qualcomm® Snapdragon™ 765G 5G Modular Platform, the Nokia 8.3 5G lets you make every video epic, shoot like a pro with stand-out Hollywood style effects and more.

Add anamorphic and blue flares to your footage for an effortlessly epic look and share your stunning 4K videos with 5G. Shoot your content in 21:9 cinematic format and use professional colour grading on the device to change the style of your videos. Plus, the Nokia 8.3 5G brings extraordinary low-light video recording and OZO audio recording, making it the ideal smartphone for creators.

With the Nokia 8.3 5G, you'll be ready for what's next. This smartphone covers the highest number of 5G New Radio bands yet and is ready for both standalone and non-standalone 5G network deployment combinations that operators around the globe are rolling out. This means more people can enjoy the fast, reliable connectivity of 5G for streaming and gaming in as many places as possible.

Inspired by its Finnish roots, the Nokia 8.3 5G has all the hallmarks of Nordic design, including a colour straight from the arctic sky. Plus, it just keeps getting better, coming with two years of OS upgrades and three years of monthly security updates.

With the Nokia 8.3 5G you get:

- 64MP main sensor implementing Quad Pixel technology for extraordinary detail and sensitivity
- 2MP depth camera allows beautiful portraits with unique ZEISS Bokeh for that professional blur
- 12MP ultra-wide camera with stunning low light performance to shoot widescreen
- 2MP macro lens gives you breathtakingly detailed close-ups for a new perspective
- 24MP front-facing camera perfect for video calls, selfies and short-form videos
- ZEISS Cinema capture and editor
- 6.81" FHD+ screen, 20:9 aspect ratio, 1080x2400 pixels with PureDisplay technology
- Qualcomm® Snapdragon™ 765G 5G Modular Platform
- 4500mAh batteryⁱ delivers 2-day battery life²
- Up to 8GB of RAM and 128GB (MicroSD card slot supports up to 512GB)³
- 3D Corning® Gorilla® Glass on the rear for a durable and stylish finish
- Dedicated Google Assistant⁴ button
- Combined power button and fingerprint sensor for a smoother and more seamless experience
- Pure Android™ 10, Android 11 ready
- 2 years of Android upgrades and 3 years of monthly security updates
- Inspired by Finnish roots, the Nokia 8.3 5G comes in Polar Night – taking inspiration straight from the arctic sky

Putting the Nokia 8.3 5G through its paces

The big screen in the palm of your hand

The first Nokia smartphone to premiere ZEISS Cinema capture and editor app, the Nokia 8.3 5G lets you make every video epic. Be the director and shoot like a pro with stand-out Hollywood style effects.

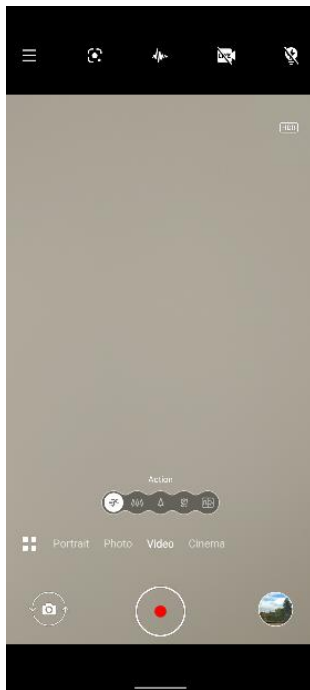
Advanced video HDR and 4K resolution gives you up to a billion colours, so you'll see the details in the highlights and dark areas.

The Nokia 8.3 5G also comes with OZO audio to capture sound for your video. OZO audio records the full 360° sonic range in with real-life accuracy. Also, reduces the wind on your high-intensity videos with noise cancellation, it's the perfect partner for Action Cam mode.

Get smooth video with Action Cam:

Whether you're filming your weekly run, capturing an epic goal or taking in the scenery, take your Nokia 8.3 5G with you to your next adventure and get smooth video with Action Cam mode. Plus, with immersive 360° sound OZO audio recording, you can get true-to-life spatial accuracy. Here's how:

1. Open camera app and select Video. Click on the little tree icon above the video text and select Action mode (person running icon).




2. Select wind noise reduction along the top if needed and press record to start recording.



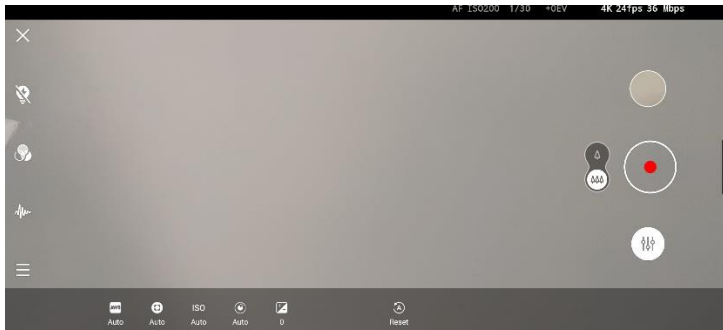
How to shoot in 21:9 just like the pros with ZEISS Cinema capture:

Shooting in the classic cinema ratio of 21:9 enables you to level up the production value of your videos with the Nokia 8.3 5G. Here's how:

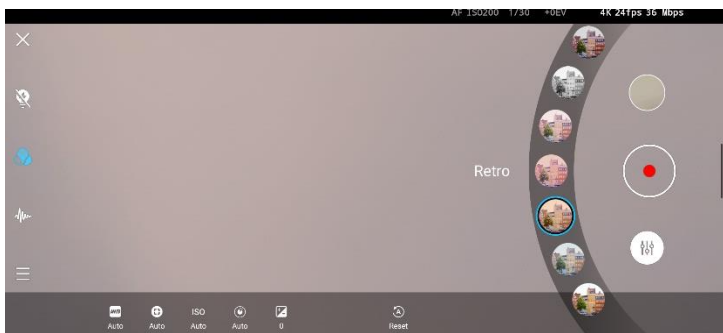
1. Open camera app and select Cinema.



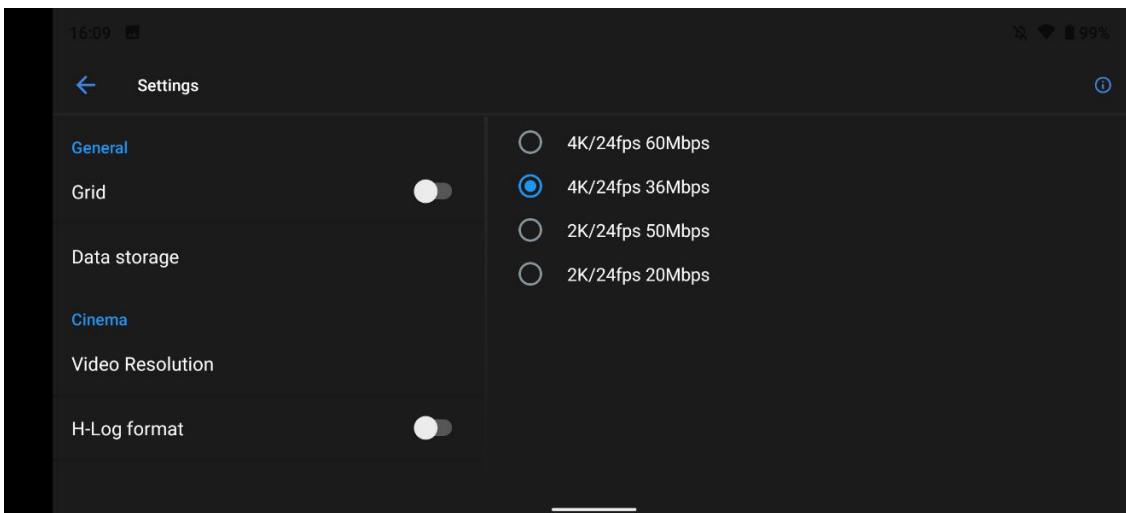
2. Select the Ultra-wide angle lens (3 tree icon next to the record button).



3. Choose a colour filter if you would like your videos to have a specific look (note: you can't undo after recording!).



4. Click the 3 lines on the left menu icon to show settings menu. Select the quality of video you would like to record. Ensure H-Log format is switched off.

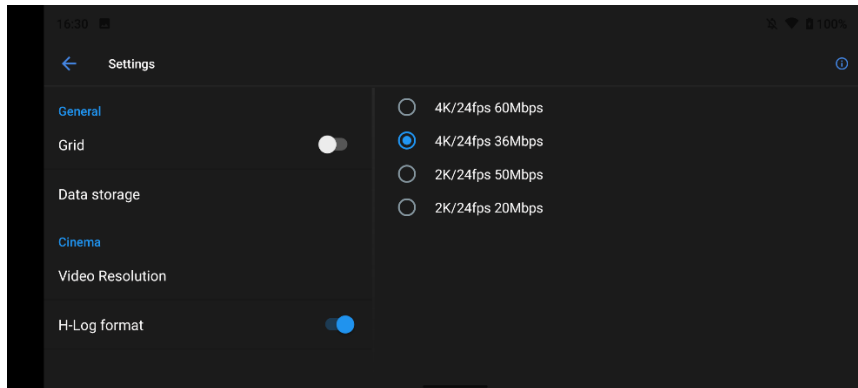


5. Go back to camera and start recording. Works best if you pan across the horizon slowly from one side to another.

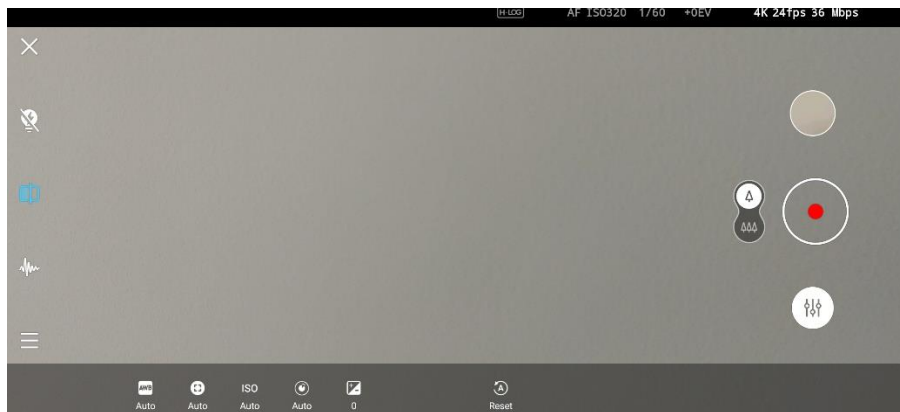
Capture all the details in H-Log mode:

H-Log enables you to capture a wider dynamic range, meaning even more detail in the shadows, so whether you're filming in the shade on a hot day, or even out at night, your highlights can be preserved for the perfect finish.

1. Open Camera app and click on Cinema.
2. Click on the 3 lines on the left-hand side menu to go into settings.
3. Turn H-Log to "on" position.



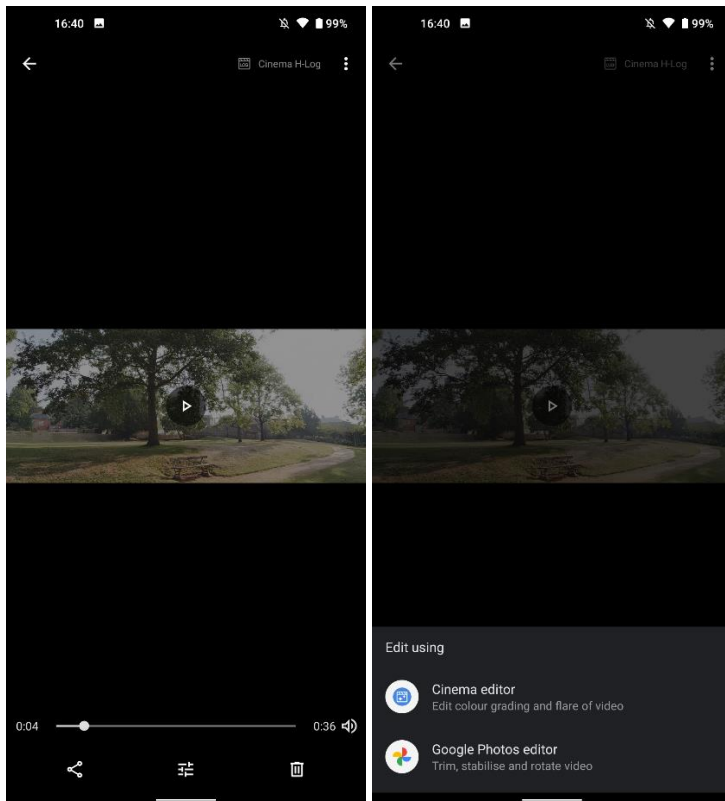
4. H-log videos look a bit washed out when recording so if you would like to see more vivid colour whilst recording, turn on H-Log assist icon on the left. End result is not affected either way as you will colour grade afterwards.



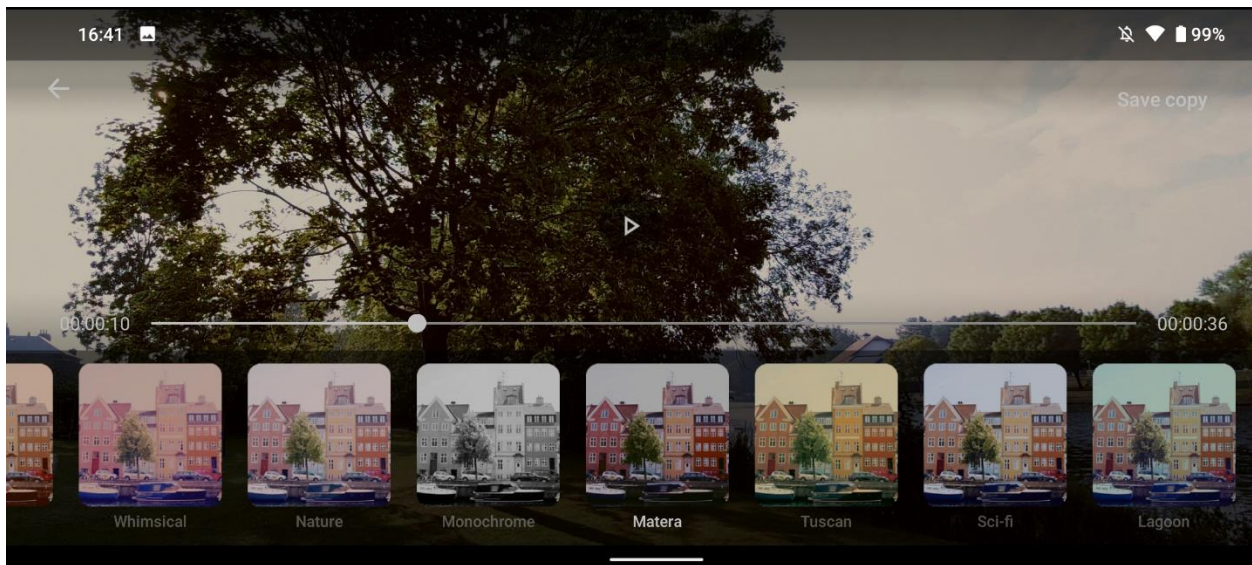
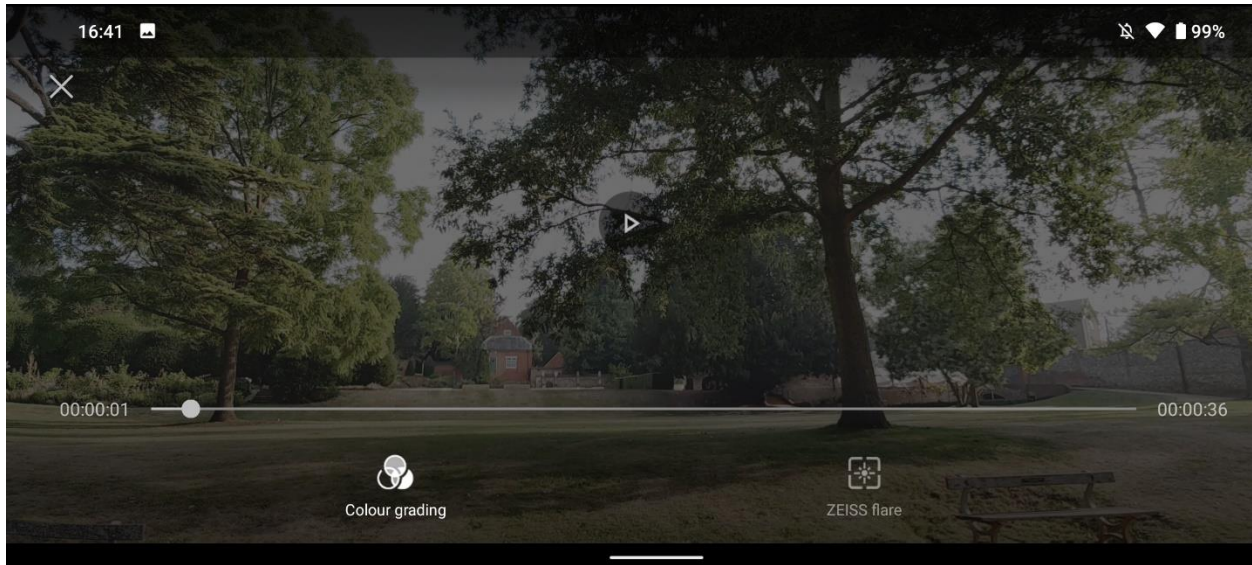
5. Find your LOG video in Google photos you would like to colour grade. Easily found with a LOG icon.




6. Select editor. The bottom middle icon. You will be given two choices, Cinema editor and Google Photos editor. Choose Cinema editor.



7. Click colour grading and select one of the 10 pre-set colour grading options to make the video your own!




8. When you have found the perfect setting, you can save your video by clicking the top right-hand corner SAVE.



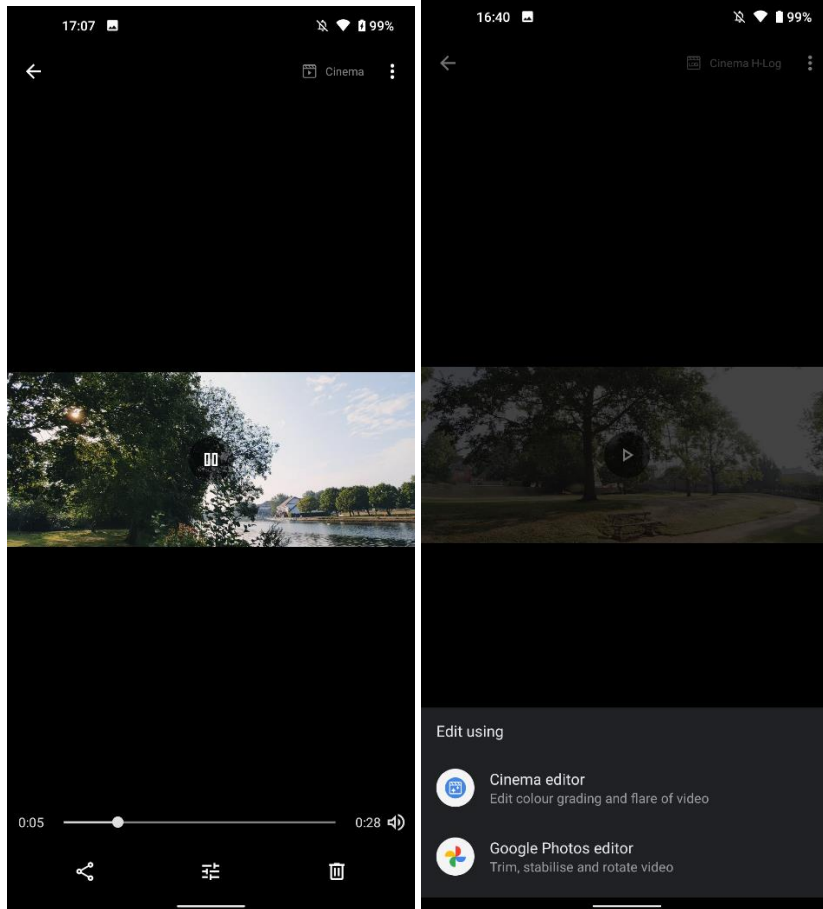
Add the finishing touches with ZEISS Flare feature:

The ZEISS Flare feature enables everyone from beginners to seasoned cinematographers to create beautiful, consistent and controlled anamorphic and blue flares to their footage. Create that superhero effect by:

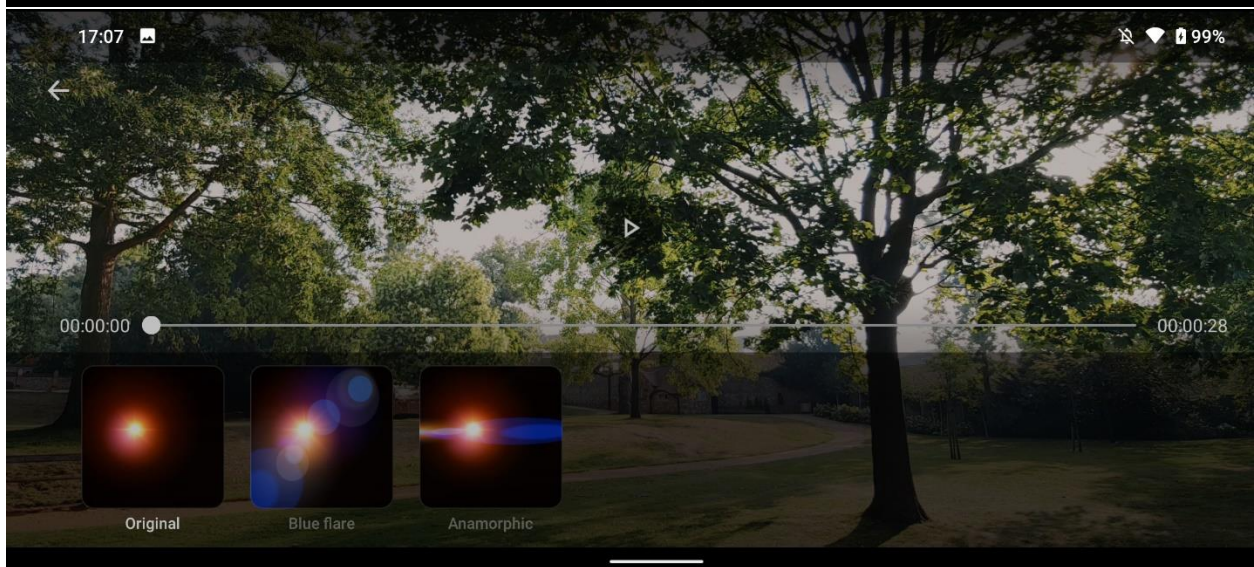
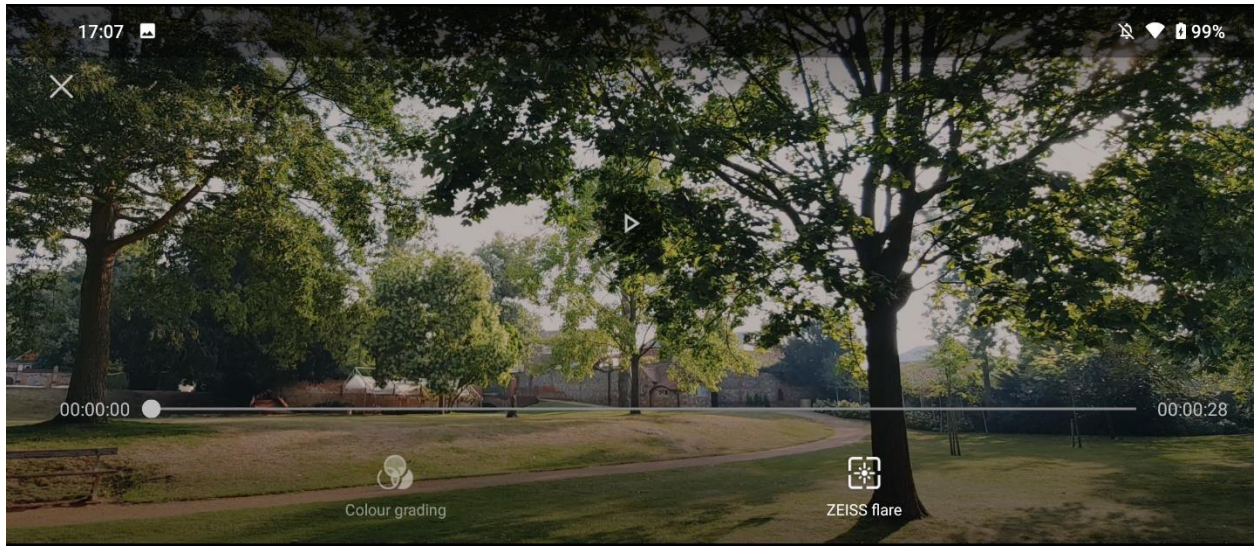
1. Open ZEISS Cinema capture footage. Easily found in Google photos folder with a director's clipboard icon.



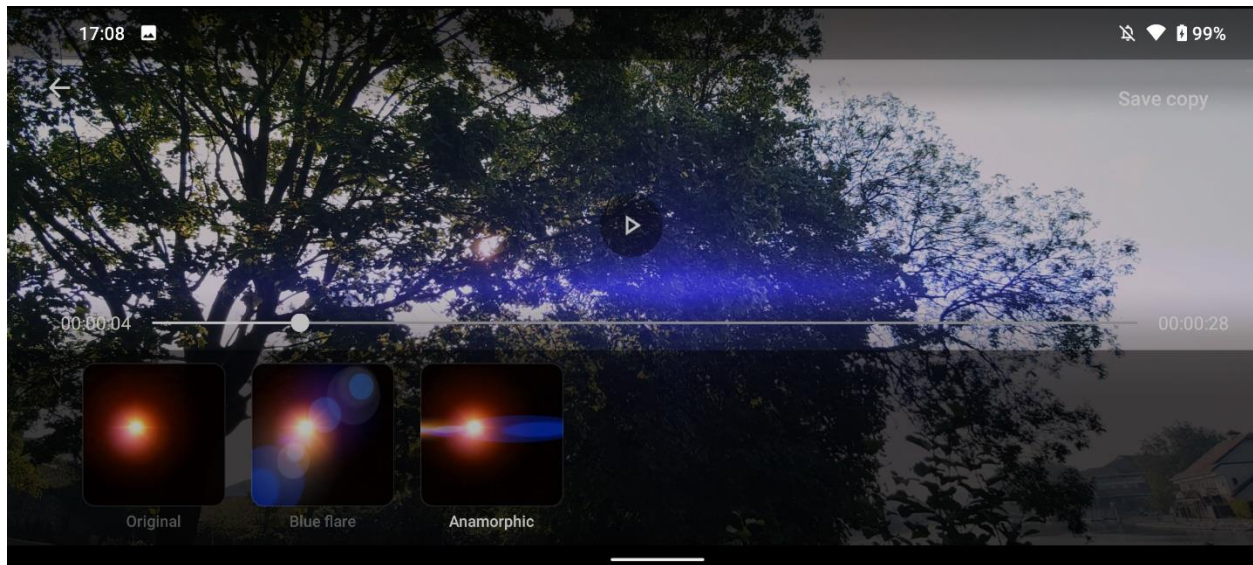
2. Select the middle editing function and choose Cinema editor.



3. Click ZEISS flare and select flare you would like to use.



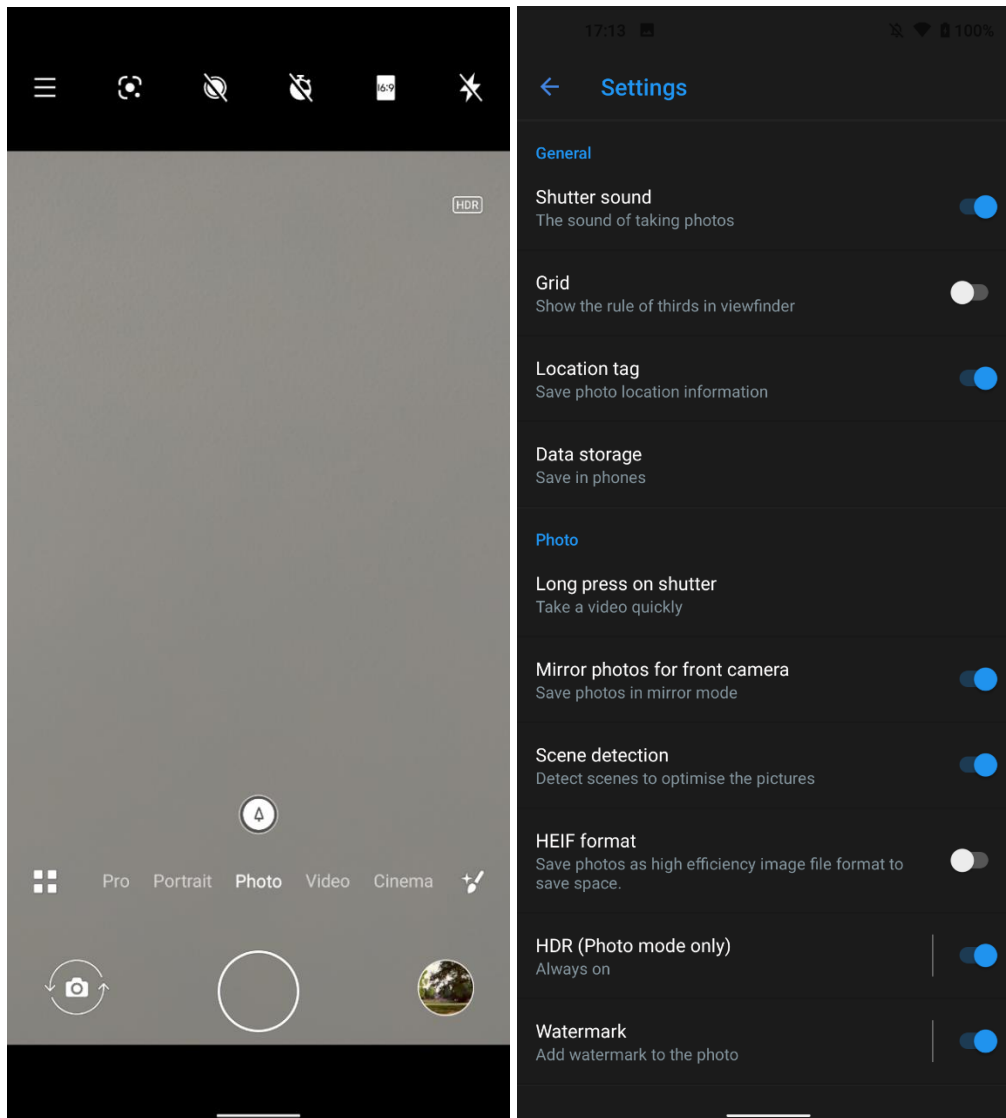
4. Save a copy for reference.



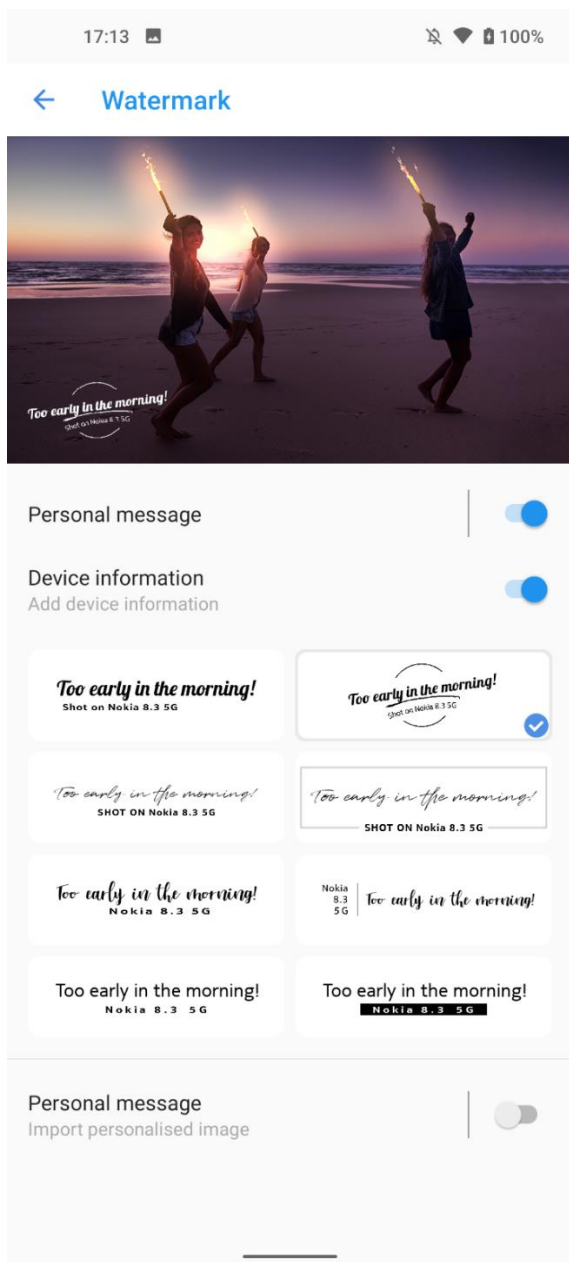
Watermark your images on the go:

Leave your imprint on your favourite memories by watermarking images with the Nokia 8.3 5G. Choose from our pre-loaded watermarks to personalise images, or select your own by:

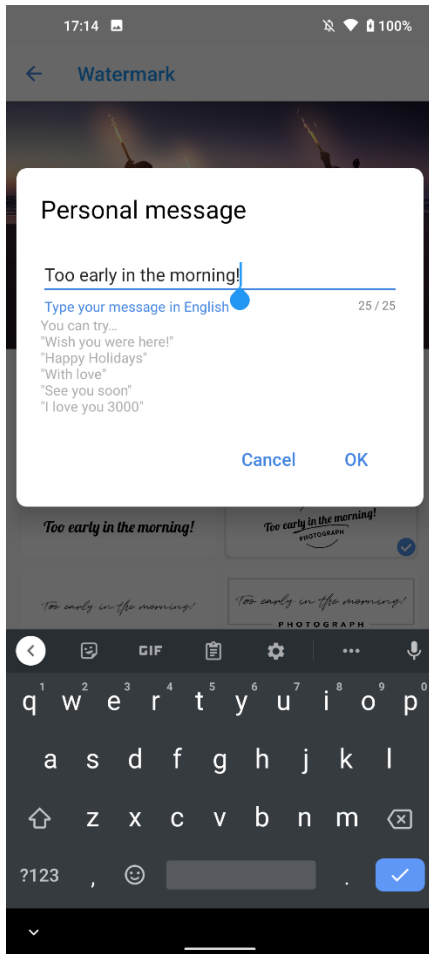
1. Go to Camera application, click on top left 3 line settings icon. In settings, ensure watermark is switch on.




2. Click on Watermark text to bring you to the customisable watermark page. You can add your own short message by enabling personal message and if you would like the device name printed on, please enable device information.



3. To add personal message, click on Personal message text and type text. In the example, you'll see typed "Too early in the morning!".



4. Go out of settings and just take any photo with the camera. Every photo will have this watermark on. To turn it off, go back to settings and switch off watermark.



5. If you would like to upload your own personal logo or image for use as a watermark, that can be done by enabling the personal message tab and uploading your own logo. This will appear on every photo you take until you turn off the watermark function in Camera settings.

17:30

100%

Watermark



Personal message



Device information

Add device information



Too early in the morning!

Too early in the morning!
PHOTOGRAPH



Too early in the morning!

Too early in the morning!
PHOTOGRAPH

Too early in the morning!

HAVE A NICE DAY | *Too early in the morning!*

Too early in the morning!

Too early in the morning!
PHOTOGRAPH

Personal message

Import personalised image



Specificationsⁱⁱ

Network speed

LTE Category 18, 5G NSA/SA and DSS supported
(5G theoretical DL peak data rate 2.4Gbps for Sub 6 SKU), 1.2Gbps for LTE

OS:	Android 10
CPU:	Qualcomm® Snapdragon™ 765G Modular Platform
Memory and storage:	RAM/ROM: 6/64GB Error! Bookmark not defined. & 8/128GB MicroSD card slot supports up to 512GB ³
Display:	6.81" FHD+ 20:9 1080x2400 pixels PureDisplay
Camera and flash:	Rear: ZEISS Optics 64MP f/1.89 + UW 12MP f/2.2, 120° FOV, AF, 1.4um(2.8um in 3MP video mode), 1/2.43" size, 16:9 cinematic aspect ratio sensor + 2MP depth sensor + 2MP macro lens (3.6cm minimum depth) Dual High CRI LED Flash Front: ZEISS Optics 24MP f/2.0
Connectivity:	802.11 a/b/g/n/ac 2.4G & 5G Bluetooth® 5.0 GPS/AGPS+GLONASS+Beidou Ambient light sensor Proximity sensor Accelerometer (G-sensor) E-compass Gyroscope
Charging:	9V2A Charger
Battery:	4500mAh ⁵ , non-removable
I/O:	USB-C (USB 2.0) OTG 3.5mm audio jack NFC
Dimensions:	171.90 x 78.56 x 8.99mm Weight 227g
SIM slot:	Single-SIM or dual-SIM nano slot + MicroSD
Other:	Side fingerprint sensor integrated with power key FM radio receiver The Google Assistant ⁴ Button Biometric face unlock Advanced video EIS Video HDR OZO audio

Pricing and availability

The Nokia 8.3 5G is available in UK from 8 October 2020 (pre-order from 22 September) from [Nokia.com/phones](https://www.nokia.com/phones) and selected retailers. It comes in Polar Night and is priced at £499.99 for the 6GB/64GB and **649 EUR** for the 8GB/128GB configuration.

For further information, please contact HMD Global UK press office: HMDUK@AxiCom.com

HMD Global Oy is the exclusive licensee of the Nokia brand for phones & tablets. Nokia is a registered trademark of Nokia Corporation. Android, Google and other related marks and logos are trademarks of Google LLC. Qualcomm and Snapdragon are trademarks of Qualcomm Incorporated, registered in the United States and other countries. ZEISS and the ZEISS logo are registered trademarks of Carl Zeiss AG used under license of Carl Zeiss Vision GmbH. The Bluetooth word mark and logos are registered trademarks owned by Bluetooth SIG, Inc. and any use of such marks by HMD Global is under license.

¹ 5G coverage is limited and might not be supported by your network service provider.² Based on real-life usage test by HMD Global. See more info at https://www.nokia.com/phones/en_gb/nokia-8-3-5g ³ Pre-installed system software and apps use a significant part of memory space.⁴ Google Assistant is not available in certain languages and countries. Where not available the Google Assistant is replaced by Google Search. Check availability at <https://support.google.com/assistant>.⁵ Battery has limited recharge cycles and battery capacity reduces over time. Eventually the battery may need to be replaced.